

GOOGLE ADS PORTFOLIO

\$5M Annual Ad Spend | 7x Target ROAS | 30+ Countries

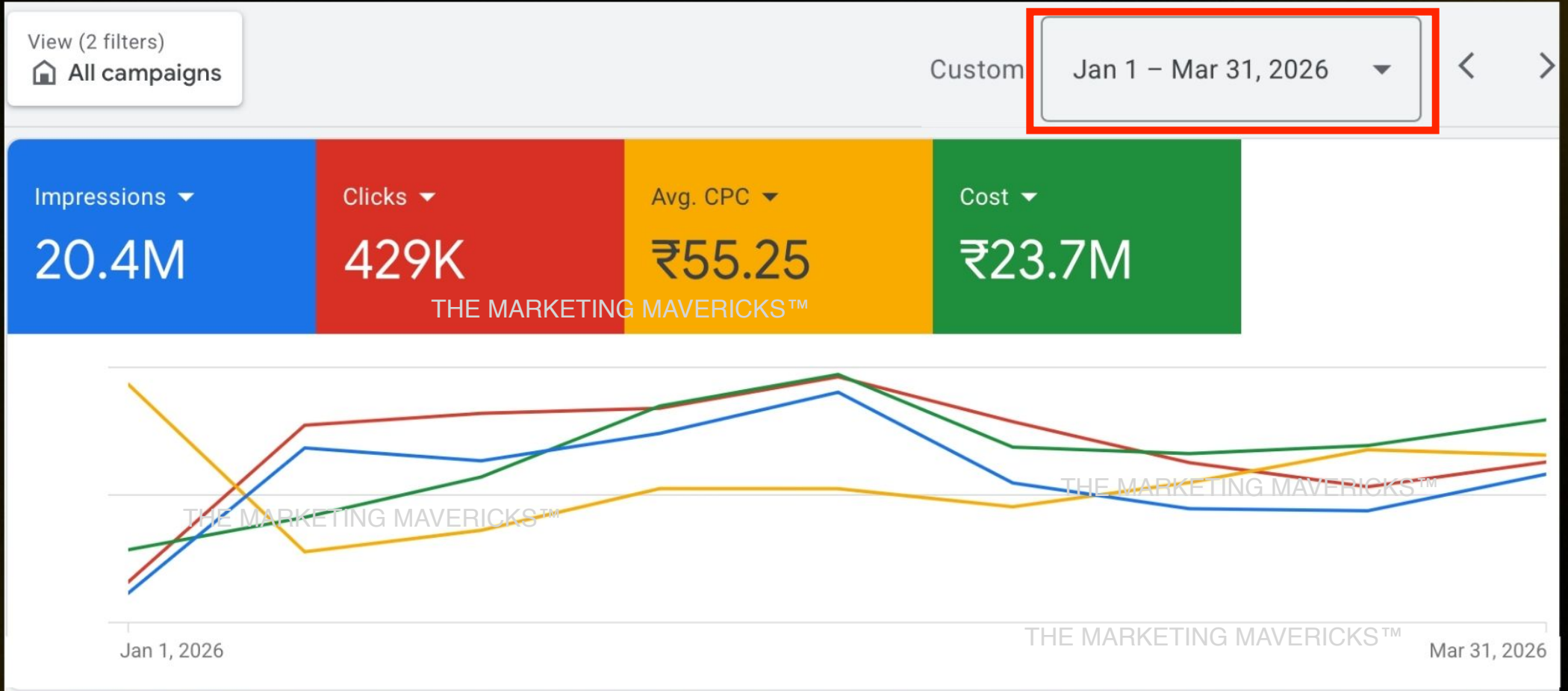
Search, Display, Youtube, Performance Max & Local Ads!



WHAT WE DO IN **GOOGLE ADS MANAGEMENT!**

- **Campaign setup** aligned with business goals.
- **Keyword research** for high intent targeting.
- **Precise targeting** across search, display, shopping.
- **Structured campaigns** for better control and scale.
- **Continuous optimisation** based on performance data.
- **Ad copy testing** for **higher CTR and conversions.**
- **Smart bid strategy** for cost efficient results.
- **Focus on higher ROAS, lower CPA.**
- **Ongoing monitoring and performance tracking.**

MANAGER ACCOUNT SPENDING - Q1 2026



3 Months | ₹2.37Cr Ad Spend ≈ \$256k USD Ad Spend




\$11,000+ Sales | 3.45x ROAS | \$3,190 Ad Spend

View (2 filters)

🏠 All campaigns

Custom

Feb 1 – Mar 31, 2026



Actual ROAS ▾

345.87%

Purchases/Sales ▾

177.40

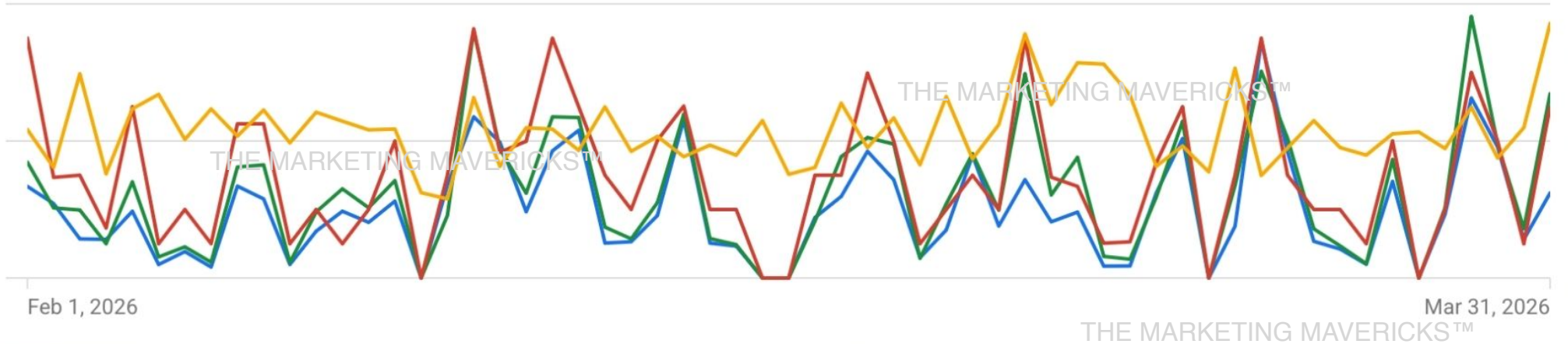
Cost ▾

\$3.19K

Purchases/Sales ▾

11K

THE MARKETING MAVERICKS™



MEN'S APPAREL BRAND – USA




\$11,000+ Sales | 3.45x ROAS | \$3,190 Ad Spend

Campaign

 Mavericks Sales Ads (1)

Custom

Nov 1 – Dec 31, 2025



Actual ROAS ▾

420.53%

Purchases/Sales ▾

612.77

THE MARKETING MAVERICKS™

Cost ▾

\$9.55K

Purchases/Sales ▾

40.2K

THE MARKETING MAVERICKS™



JEWELLERY BRAND – CANADA



\$387,000+ Sales | 3.45x ROAS | \$5,430 Ad Spend

View (2 filters)
All campaigns

Custom

Jan 1 – Mar 31, 2026

Clicks ▾

7.58K

Avg. CPM ▾

\$16.50

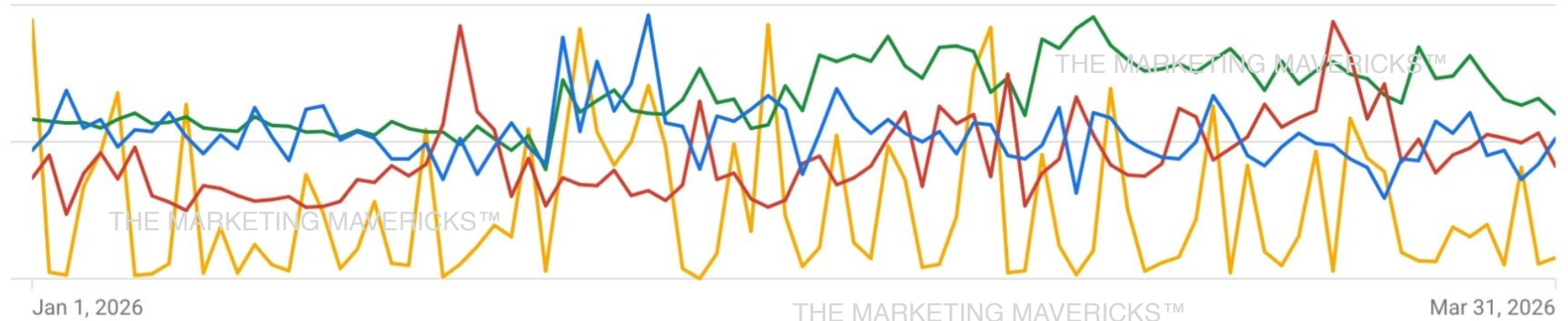
Purchases/Sales ▾

387K

Cost ▾

\$5.43K

THE MARKETING MAVERICKS™




HOME FURNISHING BRAND – USA




\$11,000+ Sales | 71.42x ROAS | \$3,190 Ad Spend

View (2 filters)

 All campaigns

Custom

Jan 1 – Mar 31, 2026



Clicks ▾

7.58K

Avg. CPM ▾

\$16.50

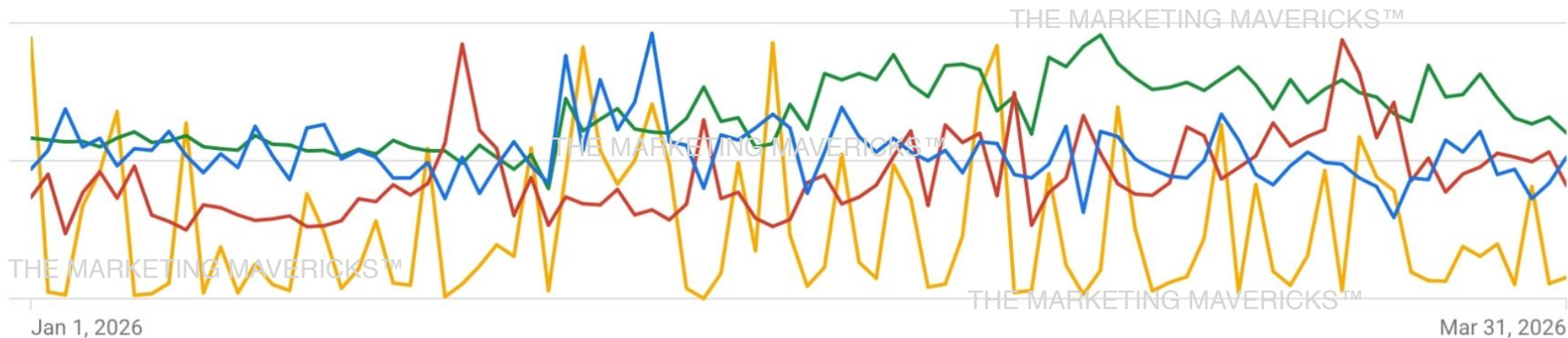
Purchases/Sales ▾

387K

Cost ▾

\$5.43K

THE MARKETING MAVERICKS™



ELECTRONICS BRAND – USA



700+ Leads | \$3.70 CPA | \$2,620 Ad Spend

View (2 filters)

🏠 All campaigns

Custom

Jan 1 – Mar 31, 2026



Clicks

5.76K

Conversions

707.00

Cost / conv.

\$3.70

Cost

\$2.62K

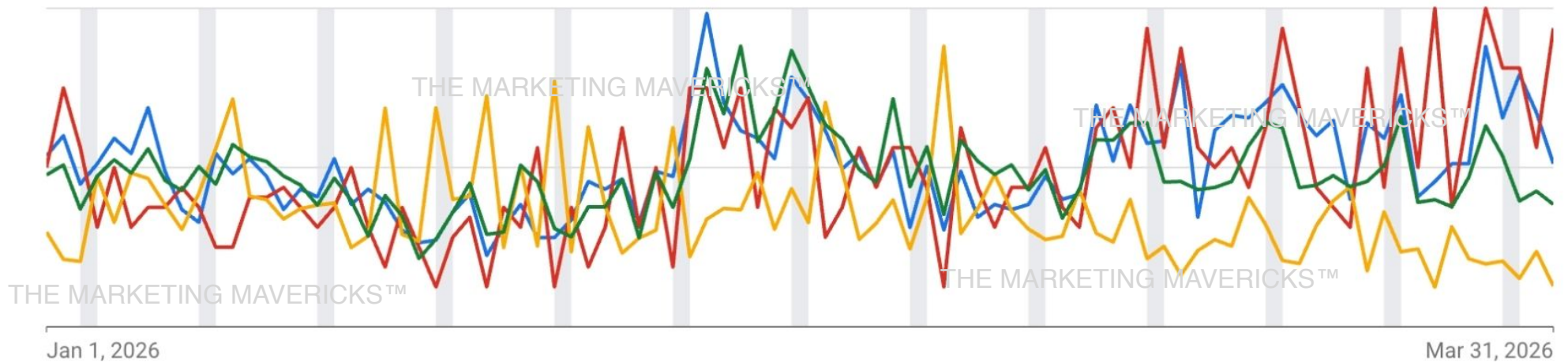


Metrics



Adjust

THE MARKETING MAVERICKS™



AFFORDABLE-LUXURY HOTEL CHAIN - Florida, USA



₹8.73 Crores INR (\$955k USD) Gross Sales

Analytics Last refreshed: 1:52 pm

... New exploration

Last quarter 1 Jan-31 Mar 2025 ₹ INR ₹

THE MARKETING MAVERICKS™

Gross sales
₹8,73,38,039.36 ↗ 38%



Returning customer rate
60.4% ↘ 3%



Orders fulfilled
1,643 ↗ 107%



Orders
1,660 ↗ 94%



Total sales over time
₹7,29,97,559.15 ↗ 29%



Total sales breakdown ⓘ

Gross sales	₹8,73,38,039.36	↗ 38%
Discounts	-₹80,35,930.96	↘ 93%
Returns	-₹80,83,866.07	↘ 181%
Net sales	₹7,12,18,242.10	↗ 26%
Shipping charges	₹3,70,535.39	↗ 94%
Return fees	₹0.00	—
Taxes	₹14,08,781.21	↗ 778%
Total sales	₹7,29,97,559.15	↗ 29%

Electronics White Label Brand – India



₹99.11 Lakhs INR (\$108K USD) Gross Sales

Analytics Last refreshed: 10:58 am

... New exploration

Last quarter ▾

1 Jan–31 Mar 2025 ▾

₹ INR ₹

Gross sales

₹99,11,090.59 ↗ 4%



Returning customer rate

24.92% ↗ 11%



Orders fulfilled

2,061 ↗ 0.9%



Orders

1,935 —



Total sales over time

₹1,05,76,523.79 ↗ 19%



Total sales breakdown ⓘ

Gross sales	₹99,11,090.59	↗ 4%
Discounts	-₹7,14,785.10	↗ 59%
Returns	-₹5,03,351.55	↗ 32%
Net sales	₹86,92,953.14	↗ 23%
Shipping charges	₹16,91,111.62	↗ 6%
Return fees	₹0.00	—
Taxes	₹1,92,458.39	↗ 6%
Total sales	₹1,05,76,523.79	↗ 19%

Luxury Perfume Brand – India



₹99.11 Lakhs INR (\$108K USD) Gross Sales

Analytics Last refreshed: 11:02 am

... New exploration

Last quarter ▾

🔄 1 Jan–31 Mar 2025 ▾

🇺🇸 USD \$

THE MARKETING MAVERICKS™

Gross sales

\$32,336.44 ↗ 47%



Returning customer rate

14.83% ↗ 4%



Orders fulfilled

609 ↗ 120%



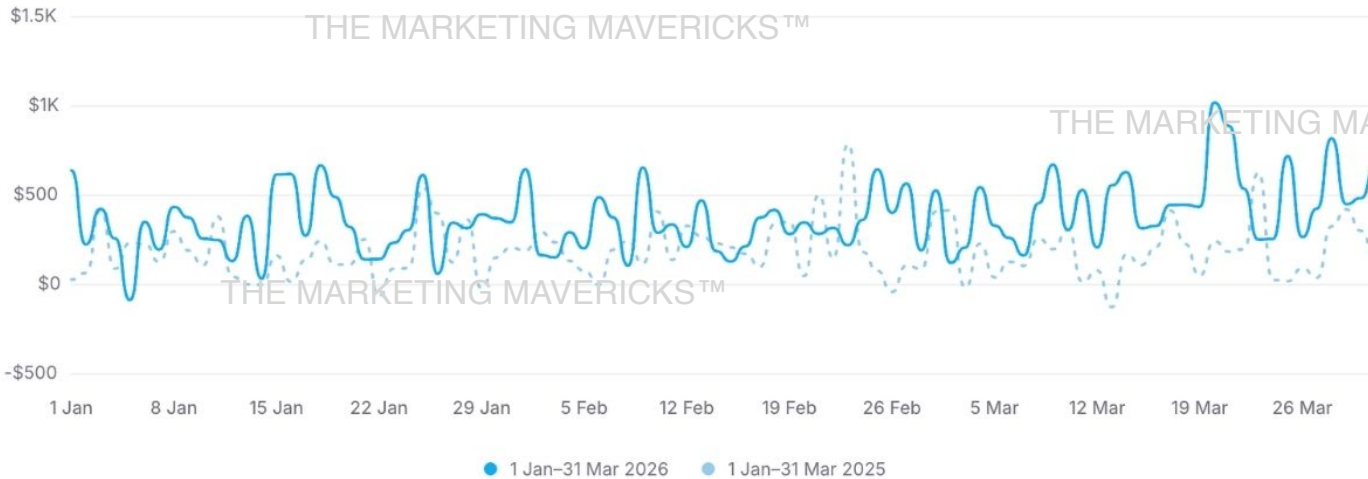
Orders

595 ↗ 113%



Total sales over time

\$33,774.00 ↗ 99%



Total sales breakdown ⓘ

Gross sales	\$32,336.44 ↗ 47%
Discounts	-\$1,894.18 ↗ 62%
Returns	-\$1,069.20 ↗ 38%
Net sales	\$29,373.06 ↗ 92%
Shipping charges	\$4,118.24 ↗ 170%
Return fees	\$0.00 —
Taxes	\$282.70 ↗ 143%
Total sales	\$33,774.00 ↗ 99%

Office Bags & Handbags Brand – USA



\$15,700+ Sales | 3.3x ROAS | \$4,710 Ad Spend

View (2 filters)

🏠 All campaigns

Custom

Jan 1 – Mar 31, 2026

Actual ROAS

333.82%

Purchases/Sales

269.00

Cost

\$4.71K

Purchases/Sales

15.7K

Metrics

Adjust

THE MARKETING MAVERICKS™

THE MARKETING MAVERICKS™

THE MARKETING MAVERICKS™

THE MARKETING MAVERICKS™

Jan 1, 2026

Mar 31, 2026

Car Accessories Brand - Australia



WE MAKE YOUR ADS ROAR LIKE A LION!

Cost	Conversions	Conv. value	Cost / conv.	Conv. rate	Conv. value / cost
\$5,444...	316.13	19,411.78	\$17.22	5.06%	3.57
\$9,552...	612.77	40,173.16	\$15.59	6.14%	4.21
\$14,99...	928.90	59,584.94	\$16.15	5.72%	3.97

\$5M Ad Spend | 7x Target ROAS
600+ Testimonials



THE MARKETING MAVERICKSTM

META ADS • GOOGLE ADS • SEO • WEBSITE • BRANDING • SOCIAL MEDIA

◀— USA • LONDON • DUBAI • INDIA • AUSTRALIA • CANADA • NEW ZEALAND —▶

THE POWERHOUSE BEHIND POWERFUL BRANDS!